

Secondary Storage Structures

- Disk structure
- Scheduling disk requests
 - » Scheduling algorithms
 - » Balancing performance and response time
- Managing disk information
 - » Disk formatting
 - » Booting from disk
- Managing swap space for virtual memory
- Dealing with disk reliability
 - » Disk failures & dealing with them
 - » Atomic updates to structures on disk

Overall Disk Structure

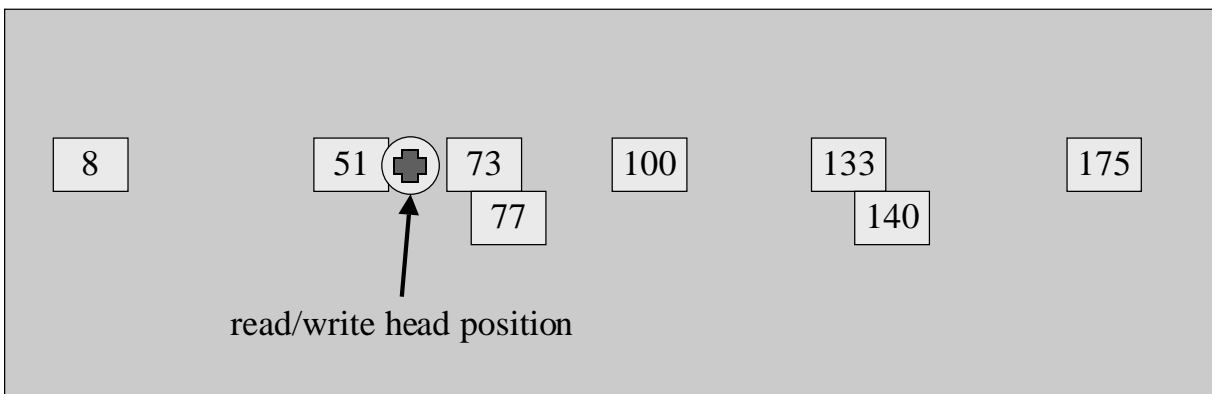
- In the olden days
 - » Disks were organized into cylinders, tracks, and sectors
 - » Operating systems had to know disk geometry!
- In modern disks
 - » Disks are broken into sequentially numbered logical blocks
 - » Logical blocks with nearby numbers are nearby on disk
 - » Logical block numbers are assigned by:
 - Putting sector 0 on the first sector of the first track in the outermost cylinder
 - Numbering continues
 - Rest of track
 - Rest of cylinder
 - Rest of the cylinders on the disk, moving inward
 - » File systems refer to blocks by logical address

Scheduling Disk Requests

- Goal: use disk hardware efficiently
 - » Bandwidth as high as possible
 - » Disk transferring as often as possible
- We want to
 - » Minimize disk seek time (moving from track to track)
 - » Minimize rotational latency (waiting for disk to rotate the desired sector under the read/write head)
- Calculate disk bandwidth by
 - » Total bytes transferred / time to service request
 - » Seek time & rotational latency are overhead (no data is transferred), and reduce disk bandwidth
- Minimize seek time & rotational latency by
 - » Using algorithms to find a good sequence for servicing requests
 - » Placing blocks of a given file “near” each other

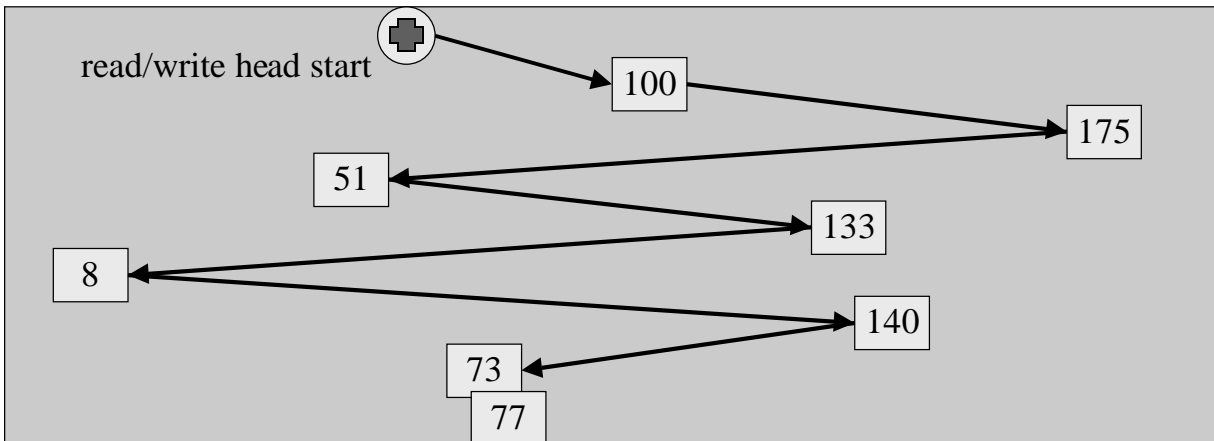
Disk Scheduling Algorithms

- Schedule disk requests to minimize disk seek time
 - » Seek time increases as distance increases (though not linearly)
 - » Minimize seek distance -> minimize seek time
- Disk seek algorithm examples assume a request queue & head position (disk has 200 cylinders)
 - » Queue = 100, 175, 51, 133, 8, 140, 73, 77
 - » Head position = 63



First-Come-First Served (FCFS)

- Requests serviced in the order in which they arrived
 - » Easy to implement!
 - » May involve lots of unnecessary seek distance
- Seek order = 100, 175, 51, 133, 8, 140, 73, 77
- Seek distance = $(100-63) + (175-100) + (175-51) + (133-51) + (133-8) + (140-8) + (140-73) + (77-73) = 646$ cylinders

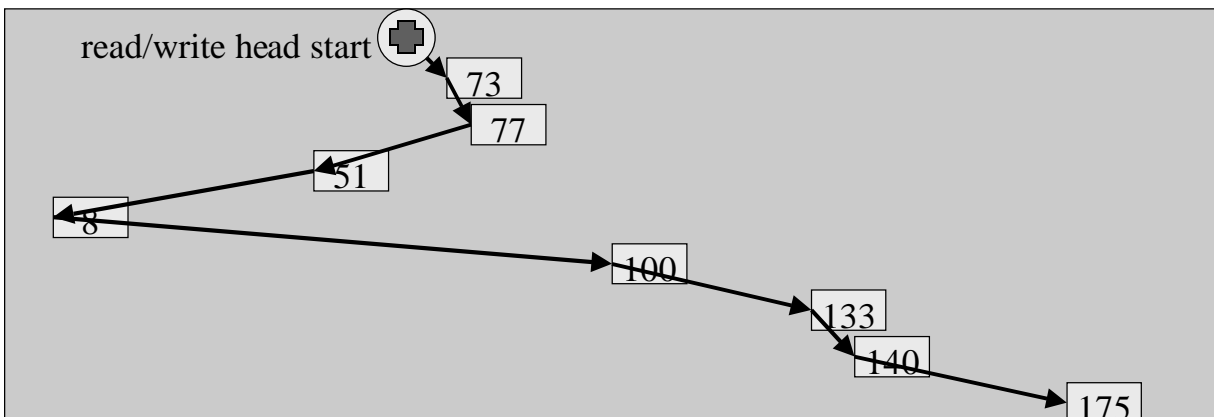


© 1999 by Ethan L. Miller

13-5

Shortest Seek Time First (SSTF)

- Service the request with the shortest seek time from the current head position
 - » Form of SJF scheduling
 - » May starve some requests
- Seek order = 73, 77, 51, 8, 100, 133, 140, 175
- Seek distance = $10 + 4 + 26 + 43 + 92 + 33 + 7 + 35 = 250$ cylinders

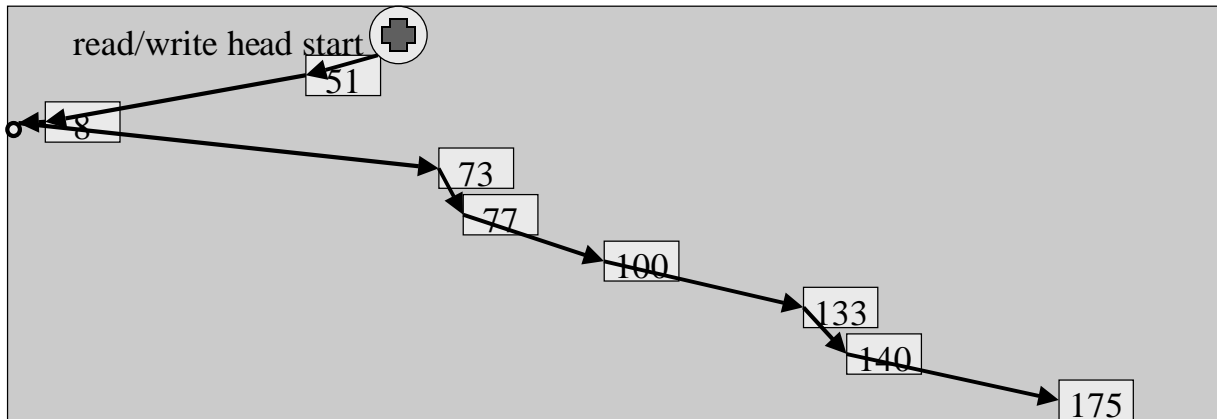


© 1999 by Ethan L. Miller

13-6

SCAN

- Disk arm starts at one end of the disk and moves towards the other end, servicing requests as it goes
 - » Reverses direction when it gets to end of the disk
 - » Also known as elevator algorithm
- Seek order = 51, 8, 0, 73, 77, 100, 133, 140, 175
- Seek distance = $12 + 43 + 8 + 73 + 4 + 23 + 33 + 7 + 35 = 238$ cyls

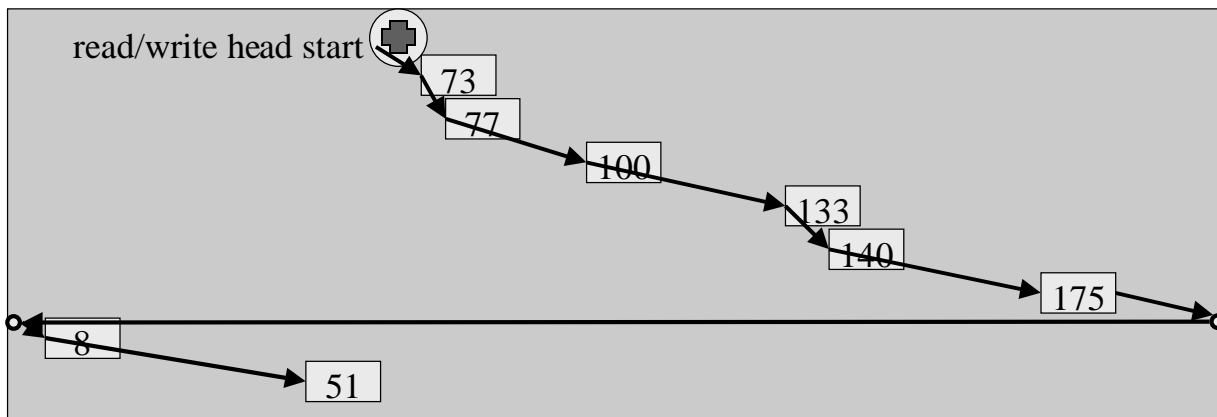


© 1999 by Ethan L. Miller

13-7

C-SCAN

- Identical to SCAN, except head returns to cylinder 0 when it reaches the end of the disk
 - » Treats cylinder list as a circular list that wraps around the disk
 - » Waiting time is more uniform for cylinders near the edge of the disk
- Seek order = 73, 77, 100, 133, 140, 175, 199, 0, 8, 51
- Distance = $10 + 4 + 23 + 33 + 7 + 35 + 24 + 199 + 8 + 43 = 386$ cyls

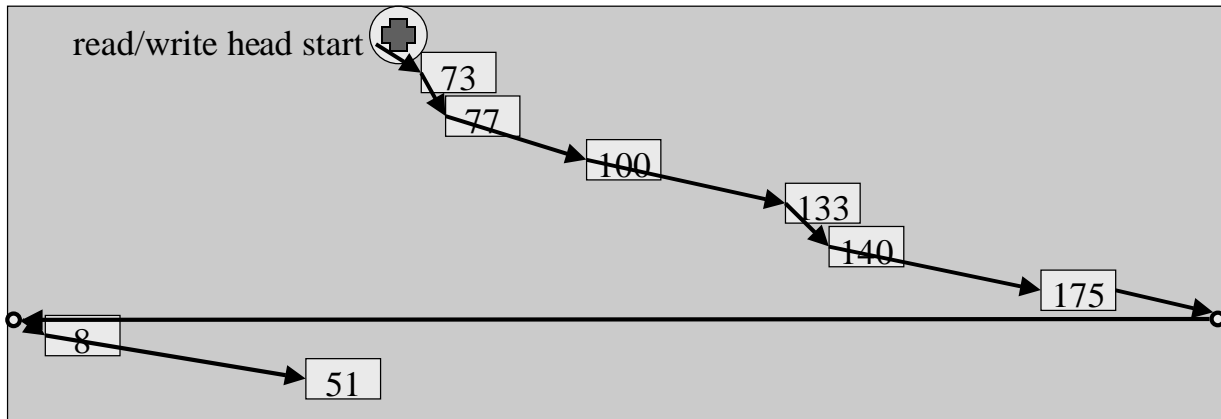


© 1999 by Ethan L. Miller

13-8

C-LOOK

- Identical to C-SCAN, except head only travels as far as the last request in each direction
 - » Saves seek time from last sector to end of disk
- Seek order = 73, 77, 100, 133, 140, 175, 8, 51
- Distance = $10 + 4 + 23 + 33 + 7 + 35 + 167 + 43 = 322$ cylinders



© 1999 by Ethan L. Miller

13-9

How to Pick a Disk Scheduling Algorithm

- SSTF is easy to implement and works OK if there aren't too many disk requests in the queue
- SCAN-type algorithms perform better for systems under heavy load
 - » More fair than SSTF
 - » Use LOOK rather than SCAN algorithms to save time
- Long seeks aren't too expensive, so choose C-LOOK over LOOK to make response time more even
- Disk request scheduling interacts with algorithms for allocating blocks to files
- Make scheduling algorithm modular: allow it to be changed without changing the file system
- Typically, use SSTF for lightly loaded systems and C-LOOK for heavily loaded systems

© 1999 by Ethan L. Miller

13-10

Low-Level Disk Management

- Formatting a disk
 - » Physical formatting: dividing a disk into sectors so the controller can read them
 - » Logical formatting: placing the initial versions of the file system structures on the disk (usually done by a specialized program)
- Structures created by physical formatting
 - » Spare blocks to replace other blocks that go “bad”
 - » Identification info (used by controller) for individual sectors
- Structures created by logical formatting
 - » Directory area
 - » Free block information (all blocks free initially)
 - » File system information area (read to initialize FS on boot)
 - » Boot block
 - » Bootstrap loader

Booting a Computer From Disk

- ROM contains simple code to read first n blocks from the disk
 - » Code split between ROM & disk varies by computer/OS
 - » Booting from network disk done in the same way
- First blocks of disk contain a program that knows how to read the operating system kernel off the disk
 - » Must know basic info about file system
 - » Need not be able to do everything (no need to write data, create files, cache data, etc.)
- Operating system starts execution
 - » Initializes file system by reading file system info block off disk
 - » Checks and fixes file system (if necessary) before making it available

Managing Swap Space (VM on Disk)

- Virtual memory uses disk to store overflow from main memory
 - » Space consumed is called swap space
 - » Swap space can be stored in
 - Special disk partition dedicated to swap space
 - Special file in the normal file system
 - » Maximum allowable swap space set as OS parameter
- Swap space management is done by:
 - » Allocating swap space when process starts
 - Text segment (program code): some OS simply point to the executable in the file system instead
 - Data segment (program data)
 - » Keeping track of swap space used by a process in swap maps
 - » Writing pages to disk when forced out of physical memory: some OS only allocate space at this point, not when page is created

Disk Reliability Issues

- Disk failure rates are relatively low
 - » MTBF (Mean Time Between Failures) is 250,000+ hours
 - Disks don't actually last 30 years!
 - On average, failure rate per year is 1 in 30
 - » Low failure rates + lots of disks = trouble!
- Disk striping places file system across multiple disks, resulting in higher bandwidth (more disks) and lower reliability
- Solution: use redundancy (RAID = Redundant Array of Inexpensive Disks)
 - » Mirroring: write two copies of each block, one to each disk
 - » Block interleaved parity: keep a checksum of corresponding sectors on a separate disk
 - Requires less overhead for protection
 - Can be slower to write

Dealing With OS Failures

- Problem: how can file system improve performance while guarding against OS crashes?
- Solution: write-ahead log (circular list on disk)
 - » File system writes a list of what it's about to do in the log
 - » Operations in the log are of the form "allocate block 8431 and map it to block 18 of file 1533"
 - » File system performs the operations in any order
 - » File system optionally writes "operation complete" to the log
- On crash recovery
 - » Read the last few log entries to see what should have been done before the crash
 - » For each operation in the log
 - If the operation in the log wasn't done, do it
 - If the operation was already done, do nothing