

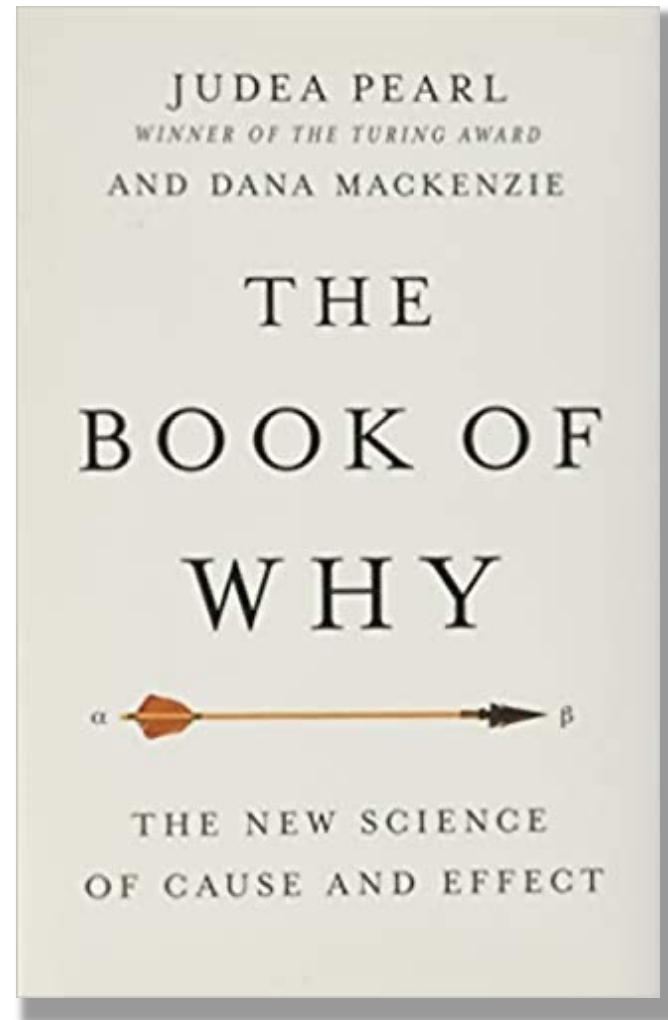
Reasoning with Bayesian Belief Networks

Overview

- Bayesian Belief Networks (BBNs) can reason with networks of propositions and associated probabilities
- BBNs encode causal associations between facts and events the propositions represent
- Useful for many AI problems
 - Diagnosis
 - Expert systems
 - Planning
 - Learning

Judea Pearl

- UCLA CS professor
- Introduced [Bayesian networks](#) in the 1980s
- Pioneer of probabilistic approach to AI reasoning
- First to formalize causal modeling in empirical sciences
- Written many books on the topics, including the popular 2018 [Book of Why](#)

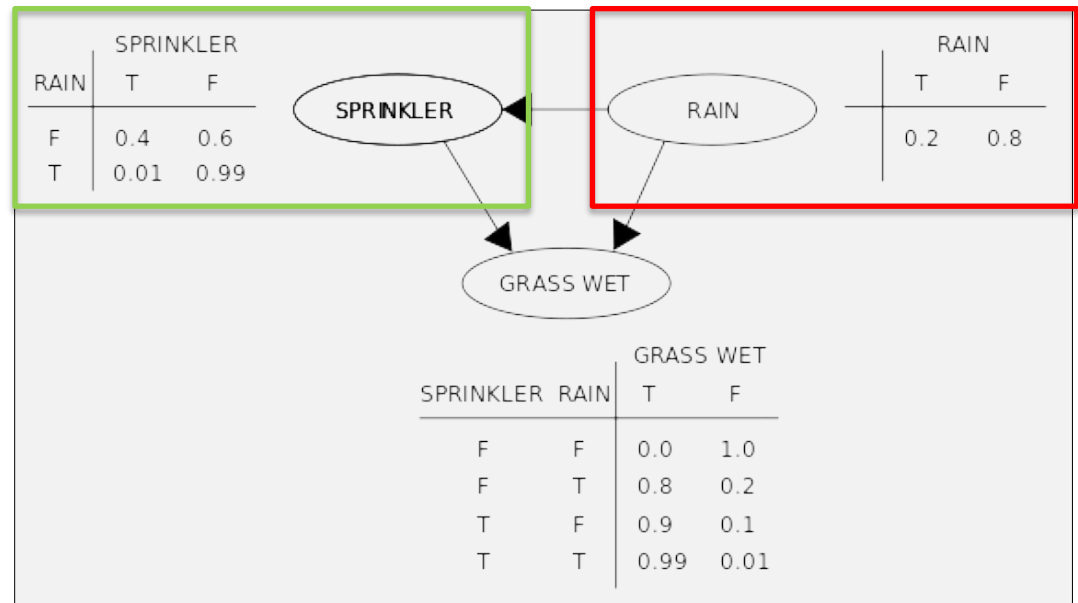


BBN Definition

- AKA Bayesian Network, Bayes Net
- A graphical model (as a [DAG](#)) of probabilistic relationships among a set of random variables
- Nodes are variables, links represent direct influence of one variable on another

- Nodes have **prior probabilities** or **conditional probability tables** (CPTs)

[source](#)



Recall Bayes Rule

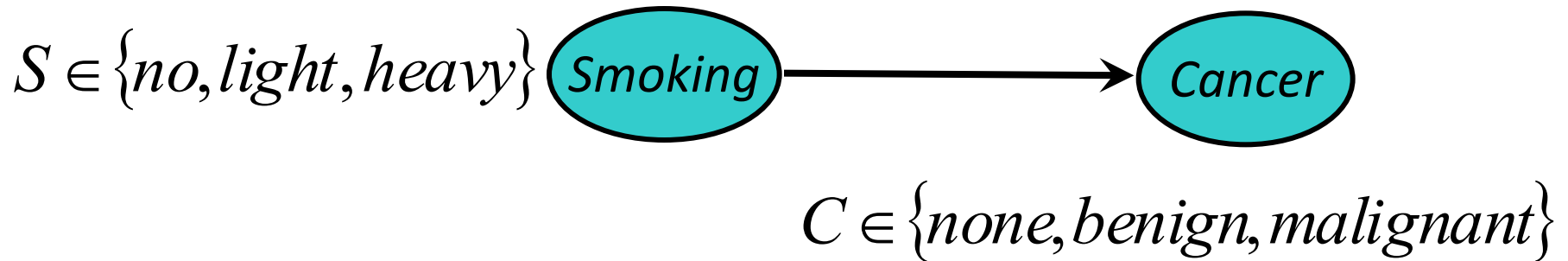
$$P(H, E) = P(H | E)P(E) = P(E | H)P(H)$$

$$P(H|E) = \frac{P(E|H) * P(H)}{P(E)}$$

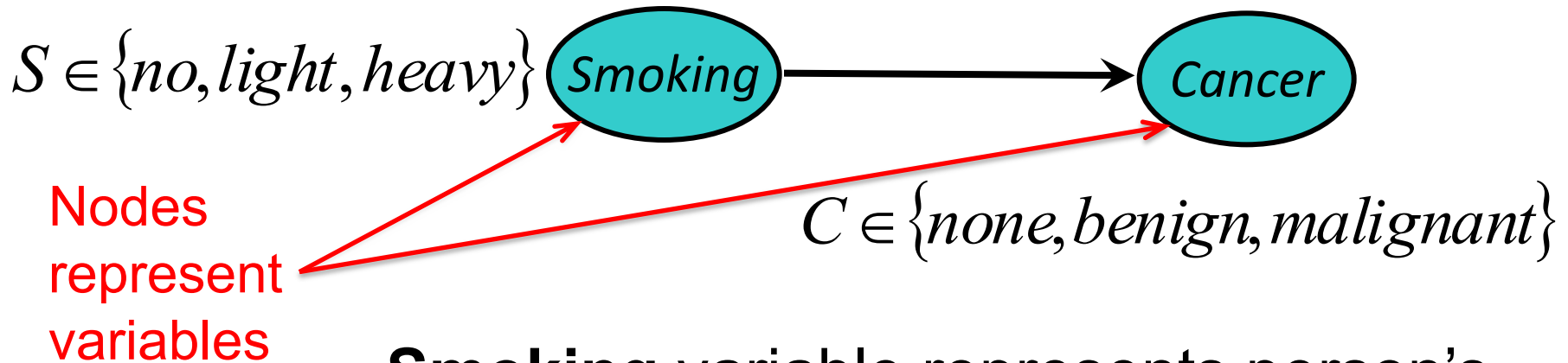
$$P(E|H) = \frac{P(H|E) * P(E)}{P(H)}$$

Note symmetry: we can compute probability of a ***hypothesis given its evidence*** as well as probability of ***evidence given hypothesis***

Simple Bayesian Network

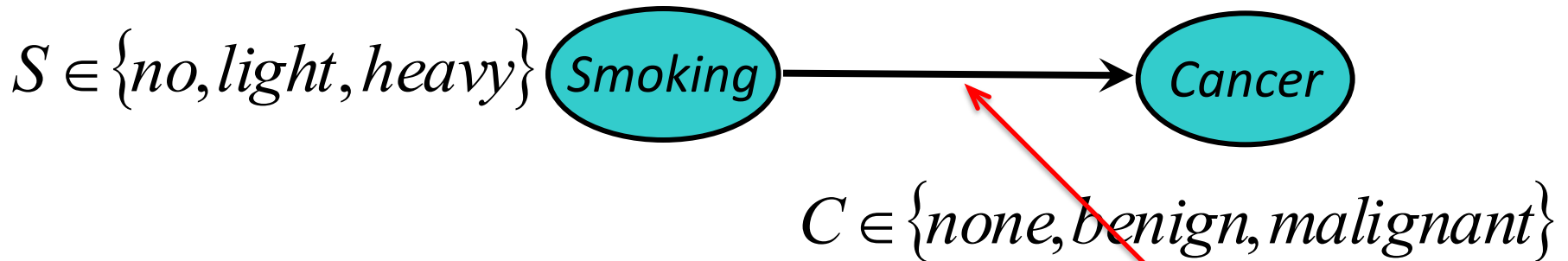


Simple Bayesian Network



- **Smoking** variable represents person's degree of smoking and has three possible values (no, light, heavy)
- **Cancer** variable represents person's cancer diagnosis and has three possible values (none, benign, malignant)

Simple Bayesian Network



- **tl;dr:** smoking effects cancer
- **Smoking** behavior effects the probability of **cancer** outcome
- **Smoking** behavior considered evidence for whether a person is likely to have cancer or not

Directed links
represent
"causal"
relations

Simple Bayesian Network



Prior probability of S

$P(S=no)$	0.80
$P(S=light)$	0.15
$P(S=heavy)$	0.05

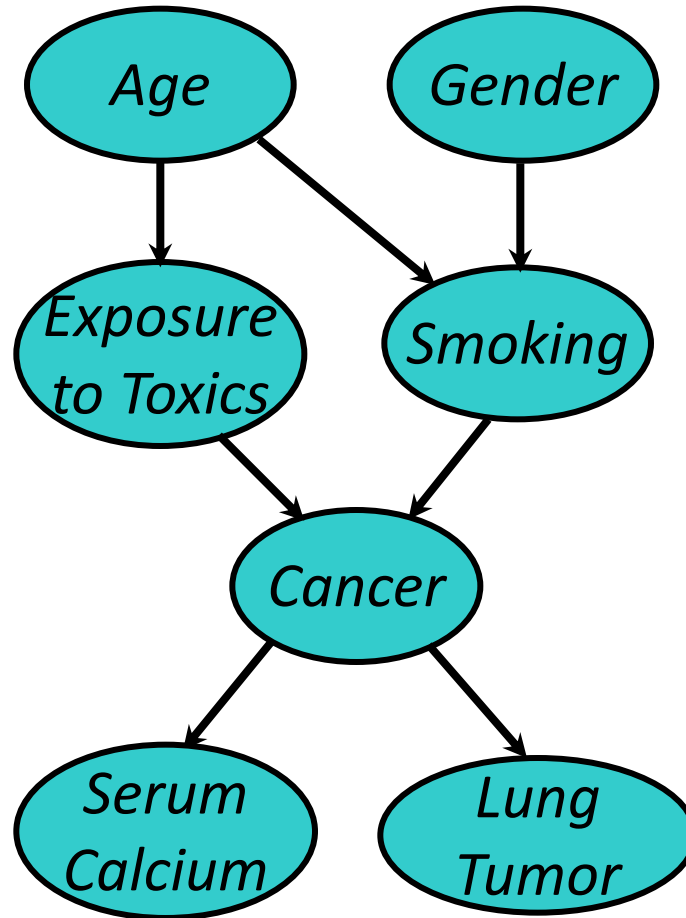
Nodes without in-links have
prior probabilities

Joint distribution of S and C

Nodes with in-links
have **joint probability
distributions**

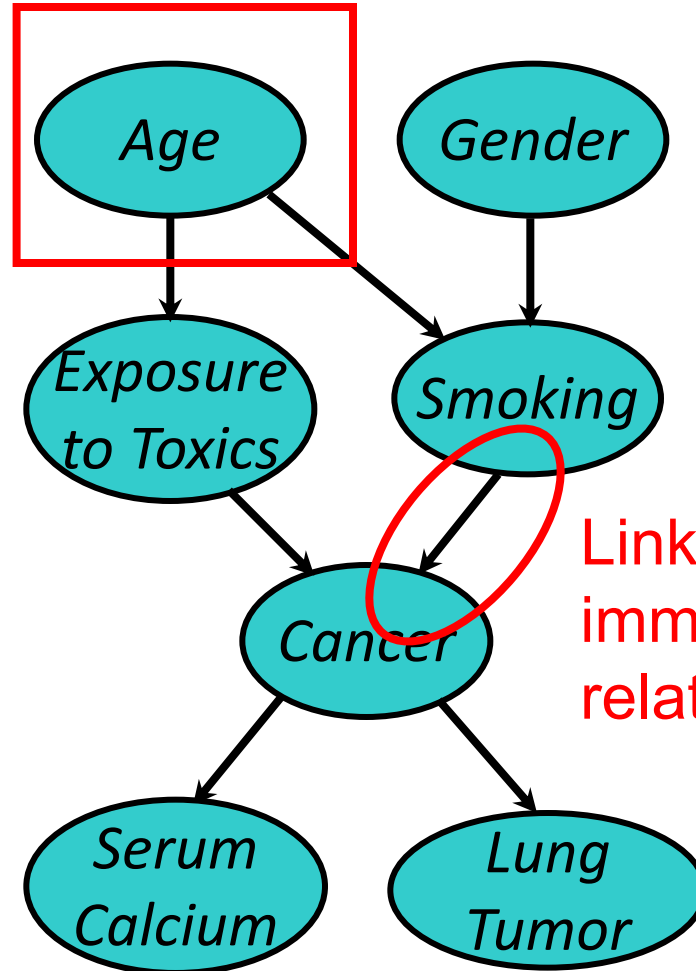
<i>Smoking=</i>	<i>no</i>	<i>light</i>	<i>heavy</i>
<i>C=none</i>	0.96	0.88	0.60
<i>C=benign</i>	0.03	0.08	0.25
<i>C=malignant</i>	0.01	0.04	0.15

More Complex Bayesian Network



More Complex Bayesian Network

Nodes represent variables

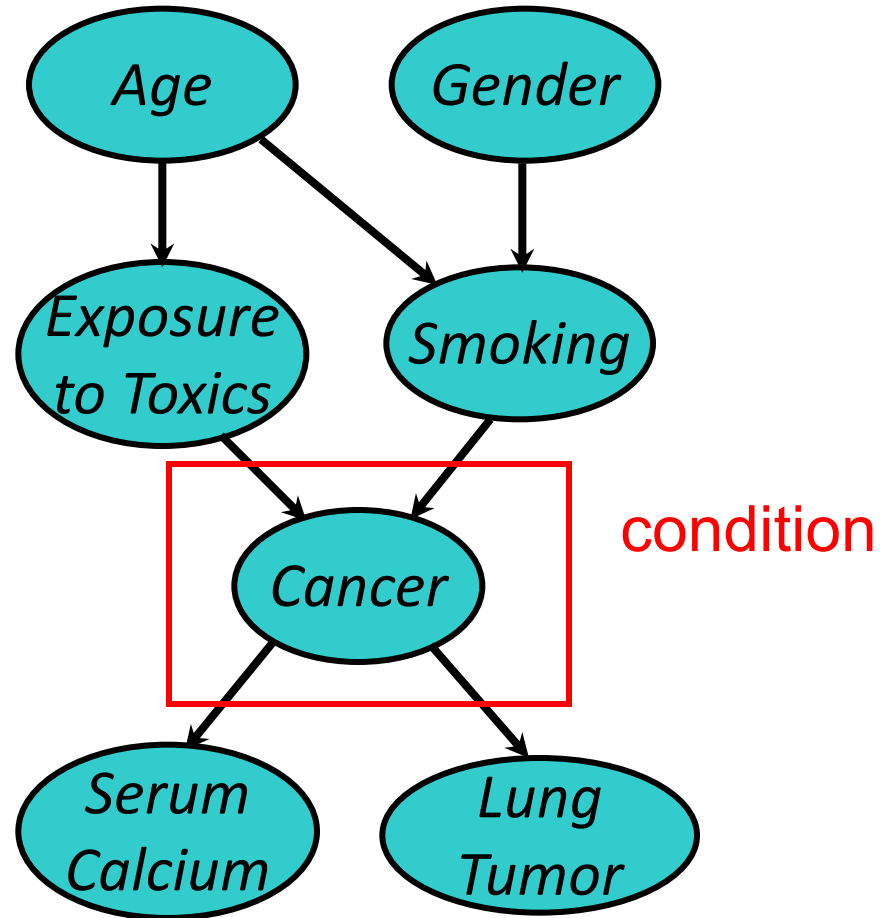


Links represent immediate "causal" relations

- Does gender **cause** smoking?
- **Influence** might be a better term
- In the US men are more likely to smoke

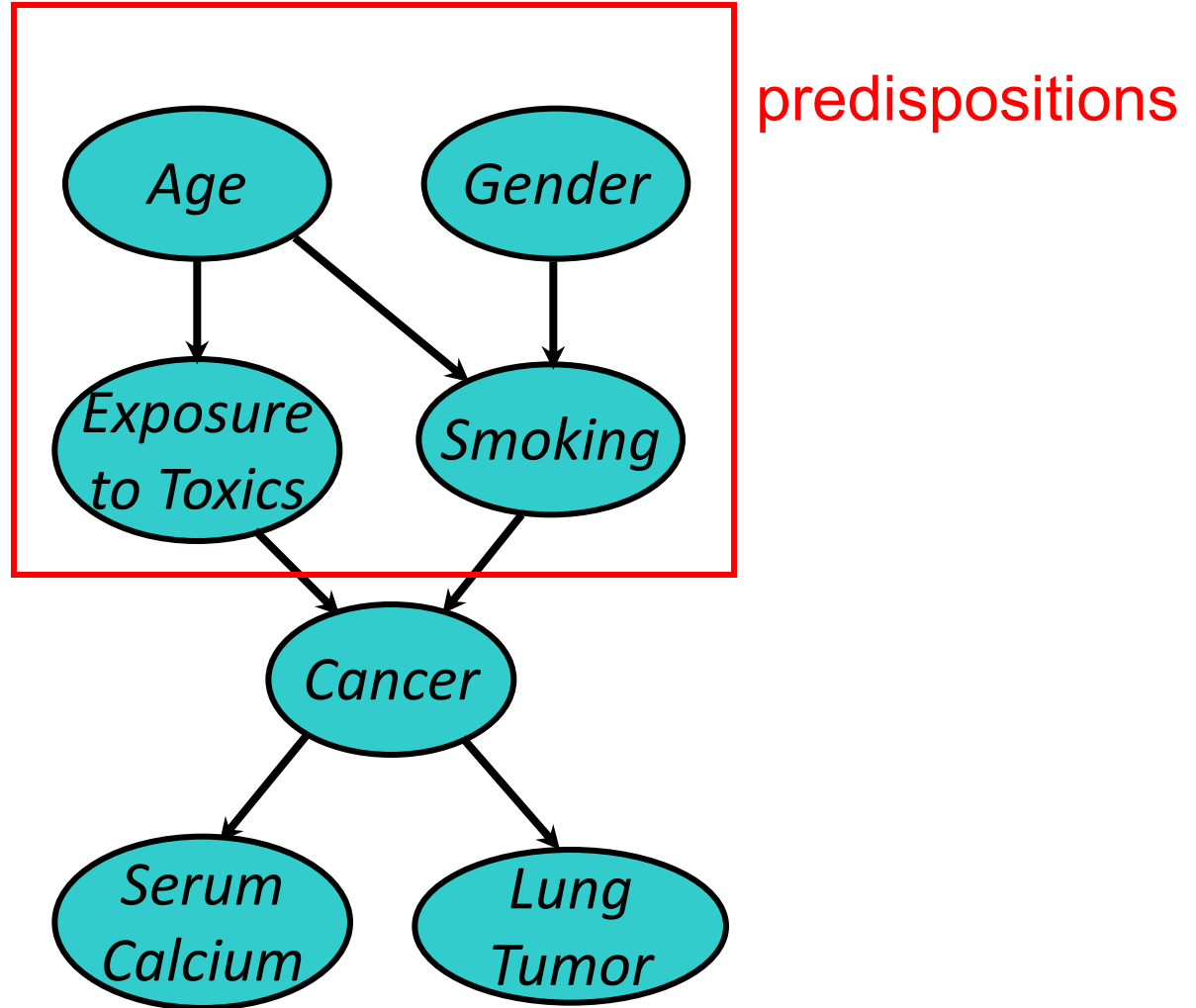
More Complex Bayesian Network

- **Condition:** the thing we want to predict



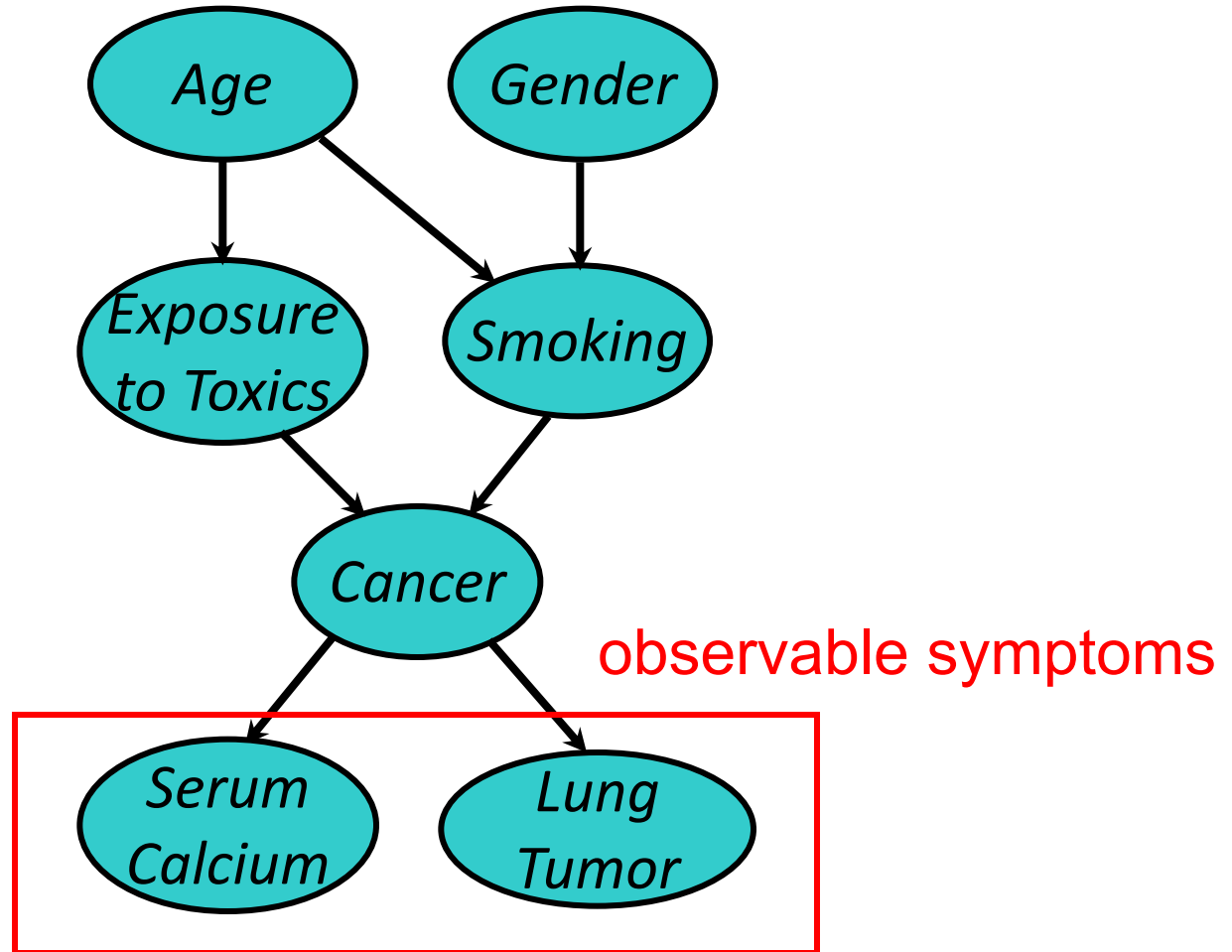
More Complex Bayesian Network

- **Condition:** the thing we want to predict
- **Predisposition:** things that effect condition's likelihood
- **Symptom:** observations suggesting the condition holds or not



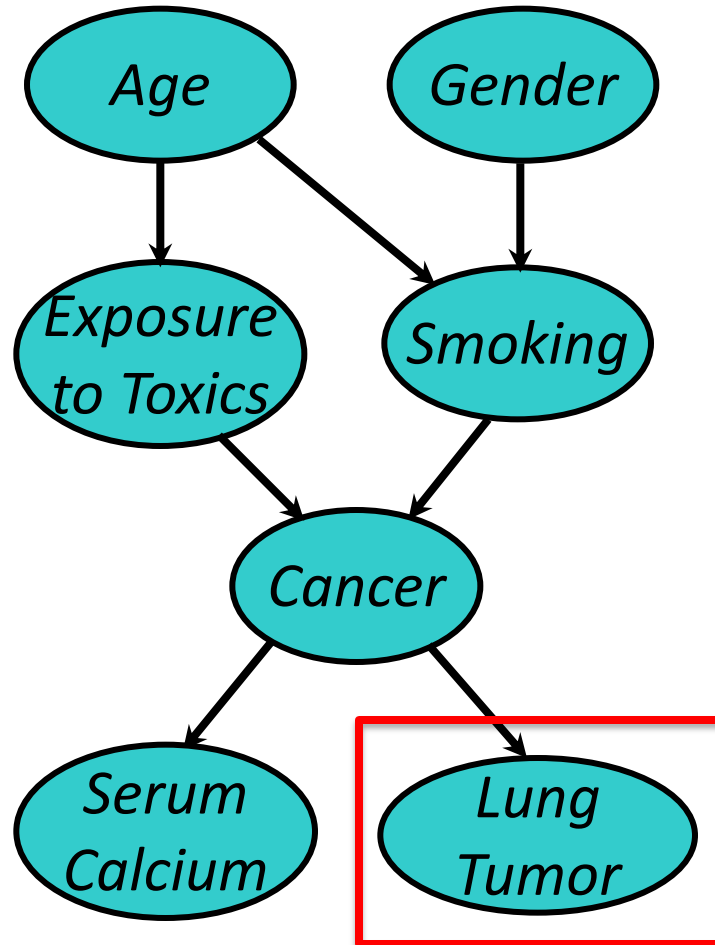
More Complex Bayesian Network

- **Condition:** the thing we want to predict
- **Predisposition:** things that effect condition's likelihood
- **Symptom:** observations suggesting the condition holds or not



More Complex Bayesian Network

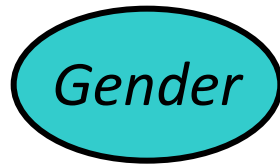
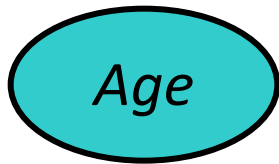
Can we predict likelihood of **lung tumor** given values of other six variables?



- Model has 7 variables
- Complete joint probability distribution has 7 dimensions!
- **Too much data required** 😞
- BBN simplifies: nodes have a CPT with data on itself & parents in graph

CPT = conditional probability table

Independence



*Age and Gender are independent**

No path between them in the graph

$$P(A, G) = P(G) * P(A)$$

$$P(A | G) = P(A)$$

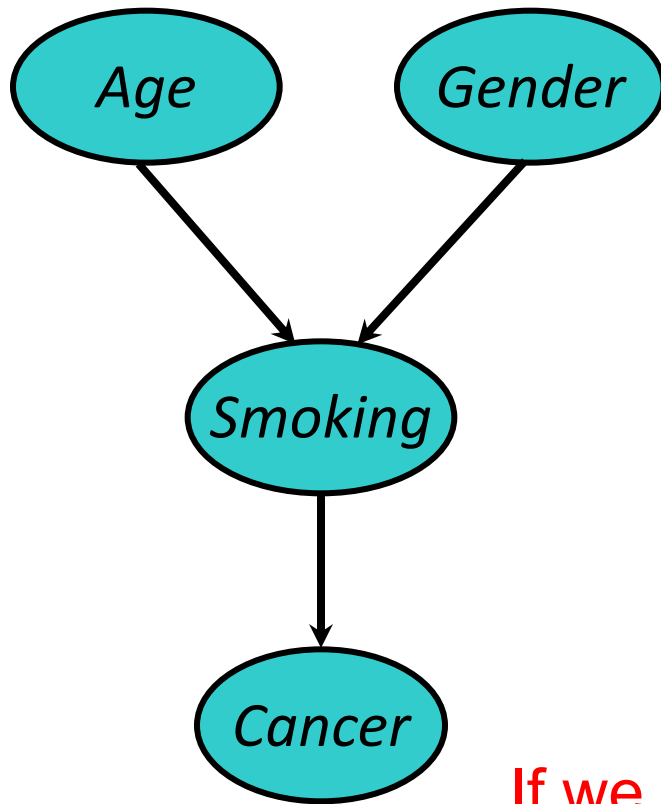
$$P(G | A) = P(G)$$

$$P(A, G) = P(G | A) P(A) = P(G)P(A)$$

$$P(A, G) = P(A | G) P(G) = P(A)P(G)$$

* Not strictly true, but a reasonable approximation

Conditional Independence

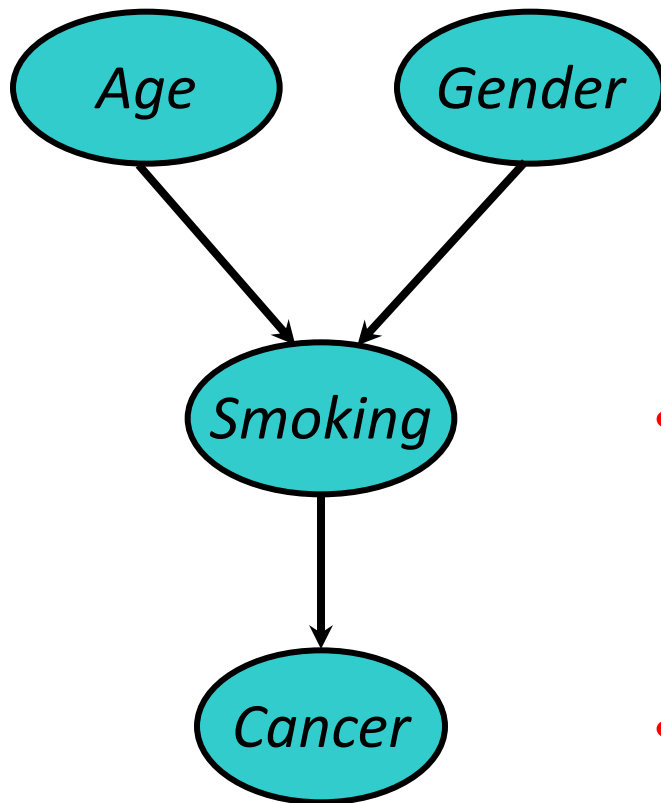


Cancer is independent of *Age* and *Gender* given *Smoking*

$$P(C | A, G, S) = P(C | S)$$

If we know value of smoking, there is no need to know values of age or gender

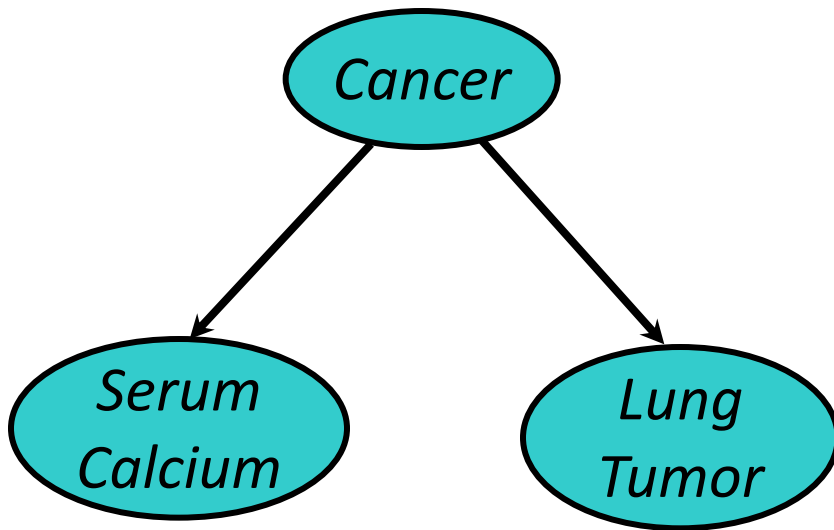
Conditional Independence



Cancer is independent of *Age* and *Gender* given *Smoking*

- Instead of one big CPT with 4 variables, we have two smaller CPTs with 3 and 2 variables
- If all variables binary: 12 models ($2^3 + 2^2$) rather than 16 (2^4)

Conditional Independence: Naïve Bayes



Serum Calcium and Lung Tumor are dependent (their presence is correlated)

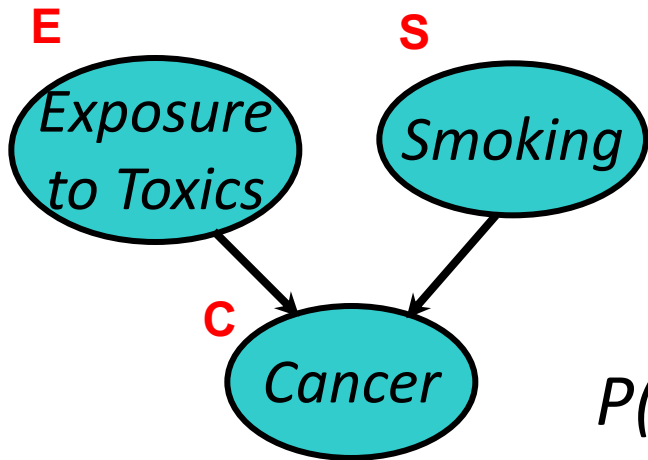
Serum Calcium is independent of Lung Tumor given Cancer

$$P(L | SC, C) = P(L | C)$$

$$P(SC | L, C) = P(SC | C)$$

Naïve Bayes assumption: evidence (e.g., symptoms) independent given disease; easy to combine evidence

Explaining Away



Exposure to Toxics and Smoking are independent

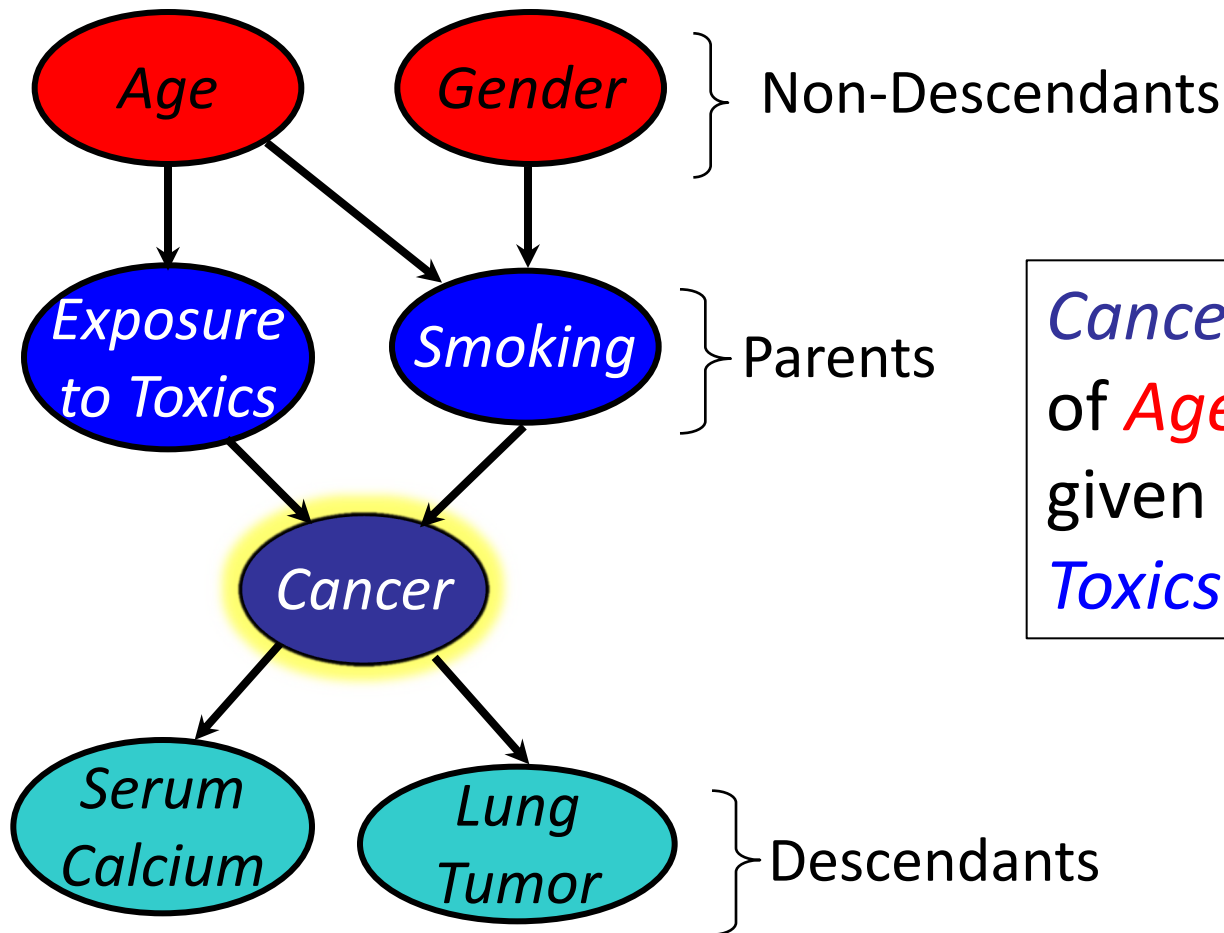
*Exposure to Toxics is **dependent** on Smoking, given Cancer*

$$P(E=\text{heavy} \mid C=\text{malignant}) > P(E=\text{heavy} \mid C=\text{malignant}, S=\text{heavy})$$

- *Explaining away*: reasoning pattern where confirmation of one cause reduces need to invoke alternatives
- Essence of [Occam's Razor](#) (prefer hypothesis with fewest assumptions)
- Relies on independence of causes

Conditional Independence

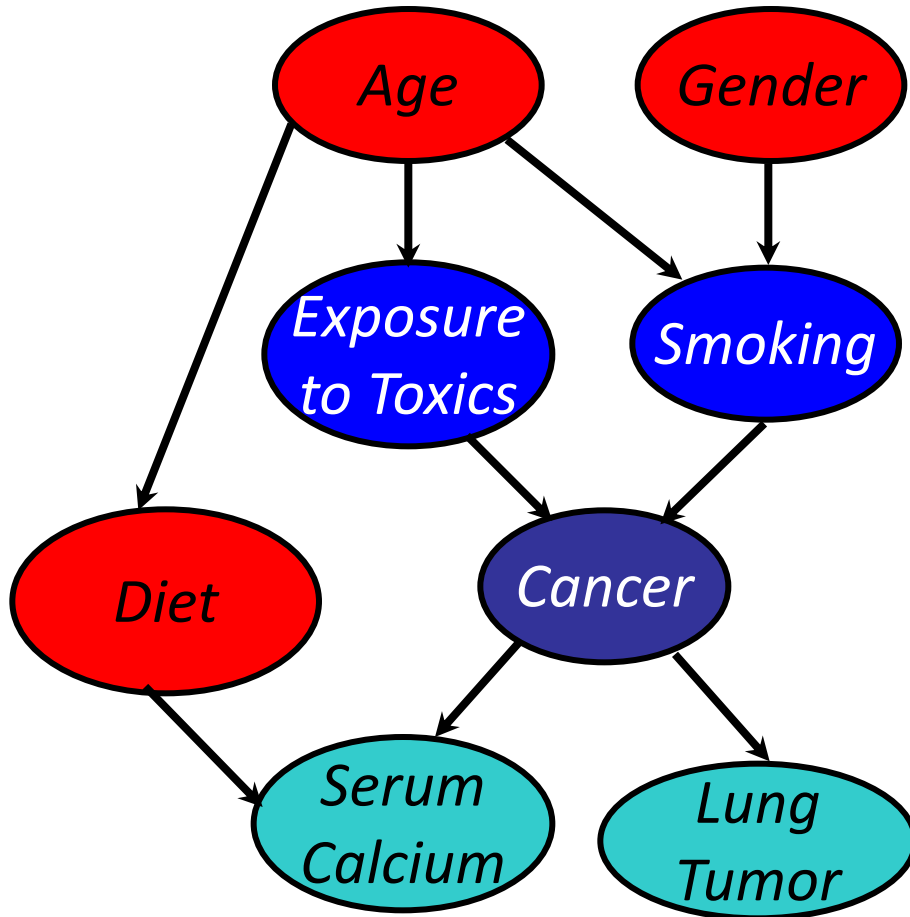
A variable (node) is conditionally independent of its non-descendants given its parents



Cancer is independent of *Age* and *Gender* given *Exposure to Toxics* and *Smoking*.

The major benefit of the BBN model !

Another non-descendant



A variable is conditionally independent of its non-descendants given its parents

Cancer is independent of *Diet* given *Exposure to Toxics* and *Smoking*

BBN Construction

The knowledge acquisition process for a BBN involves three steps

KA1: Choosing appropriate **variables**

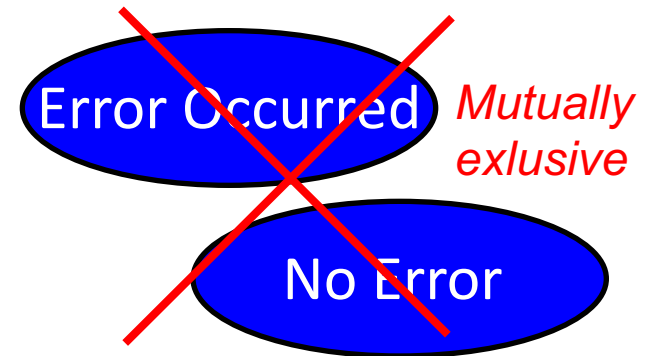
KA2: Deciding on the **network structure**

KA3: Obtaining the **conditional probability table data**

KA1: Choosing variables

- Variable values: integers, reals or enumerations
- Variable should have collectively *exhaustive*, *mutually exclusive* values

$$x_1 \vee x_2 \vee x_3 \vee x_4$$
$$\neg(x_i \wedge x_j) \quad i \neq j$$



- They should be values, not probabilities

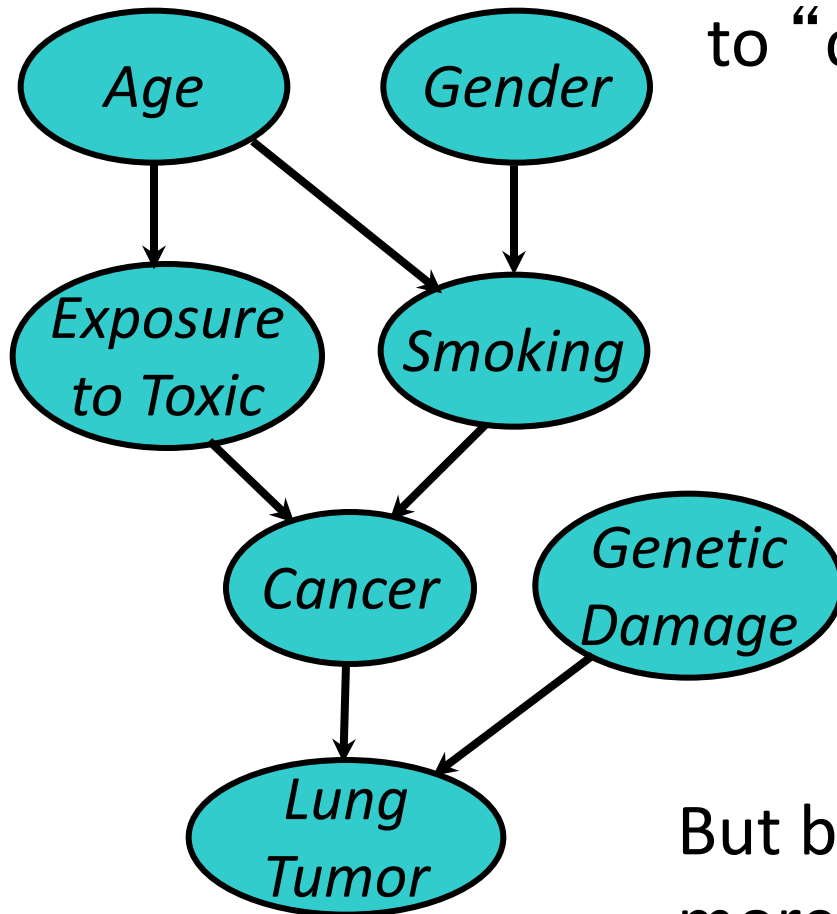


Heuristic: Knowable in Principle

Example of good variables

- Weather: {Sunny, Cloudy, Rain, Snow}
- Gasoline: \$ per gallon {<2, 2-3, 3-4, >4}
- Temperature: { ≥ 100 F , < 100 F}
- User needs help on Excel Charts: {Yes, No}
- User's personality: {dominant, submissive}

KA2: Structuring



Network structure corresponding to “causality” is usually good.

Initially this uses designer’s knowledge and intuitions but can be checked with data

May be better to add suspected links than to leave out

But bigger CPT tables mean more joint data must be collected

KA3: The Numbers

- For each variable we have a table of probability of its value for values of its **parents**
- For variables w/o parents, we have **prior probabilities**

$S \in \{no, light, heavy\}$

$C \in \{none, benign, malignant\}$

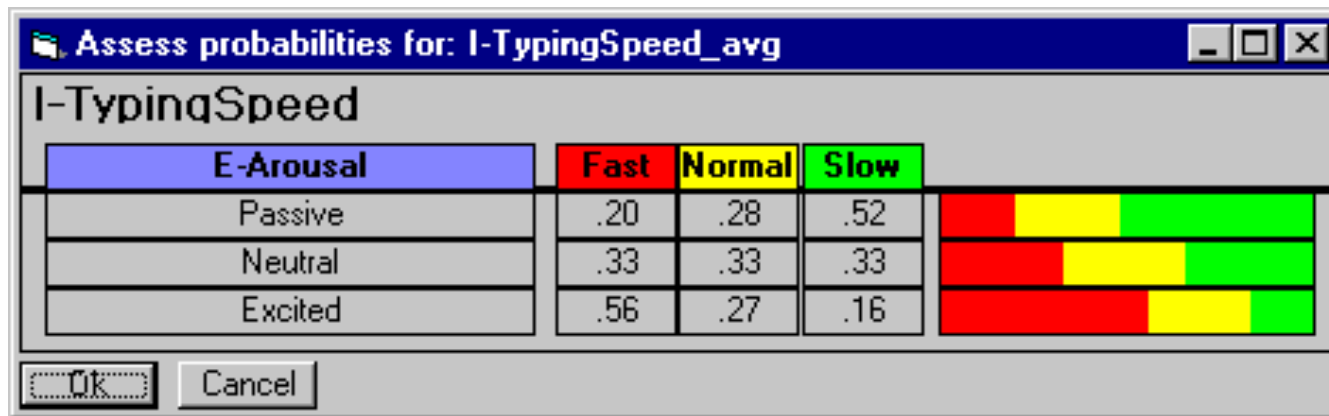


smoking priors	
no	0.80
light	0.15
heavy	0.05

	smoking		
cancer	no	light	heavy
none	0.96	0.88	0.60
benign	0.03	0.08	0.25
malignant	0.01	0.04	0.15

KA3: The numbers

- Second decimal usually doesn't matter
- Relative probabilities are important



- Zeros and ones are often enough
- Order of magnitude is typical: 10^{-9} vs 10^{-6}
- Sensitivity analysis can be used to decide accuracy needed

Three kinds of reasoning

BBNs support three main kinds of reasoning:

- **Predicting** conditions given predispositions

“You are likely to get cancer since you are a heavy smoker”

- **Diagnosing** conditions given symptoms

“You’re likely to have cancer given your high serum calcium level”

- **Explaining** a condition by predispositions

“Your cancer was probably caused by your exposure to lead”

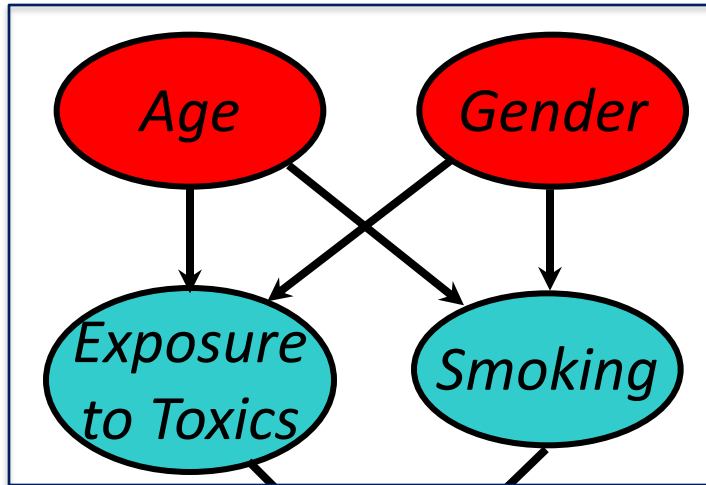
To which we can add a fourth:

- **Deciding** on an action based on condition probabilities

“We should remove the lung tumor which might be cancerous”

Predictive Inference

predispositions

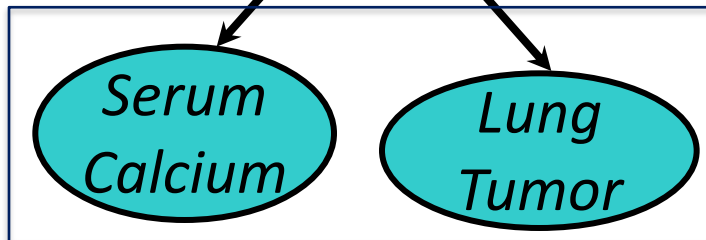


- From predispositions, predict condition
- How likely are **elderly males** to get **malignant cancer**?

condition

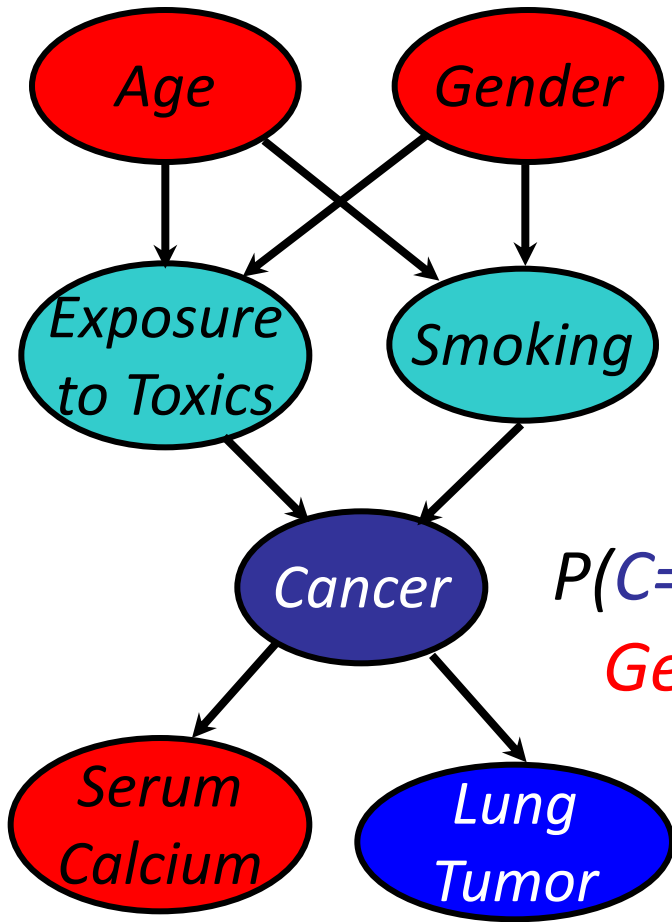


$$P(C=\text{malignant} | \text{Age} > 60, \text{Gender} = \text{male})$$



symptoms

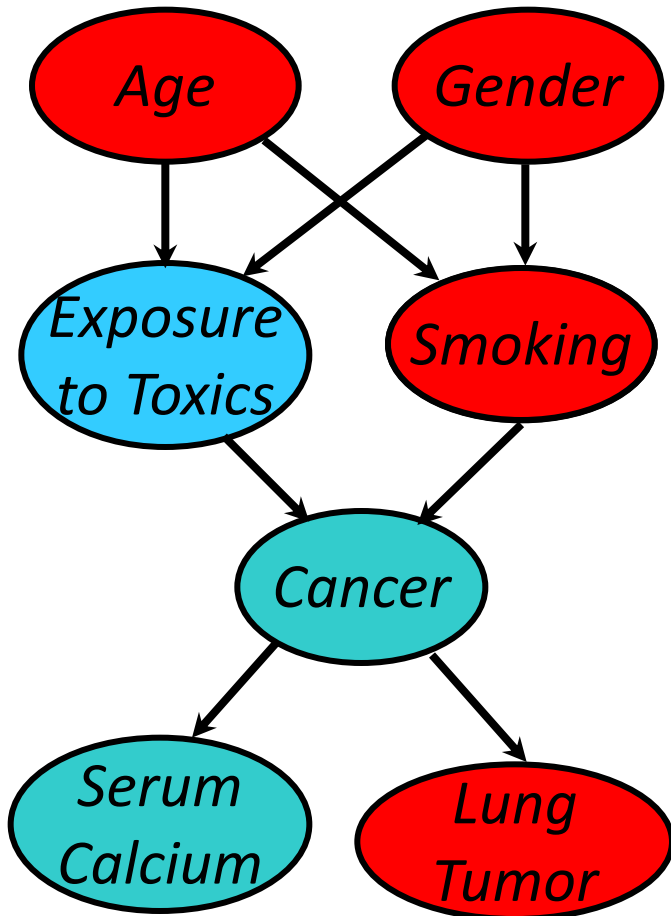
Predictive and diagnostic combined



How likely is an **elderly male** patient with high **Serum Calcium** to have malignant cancer?

$$P(C=\text{malignant} \mid \text{Age} > 60, \text{Gender} = \text{male}, \text{Serum Calcium} = \text{high})$$

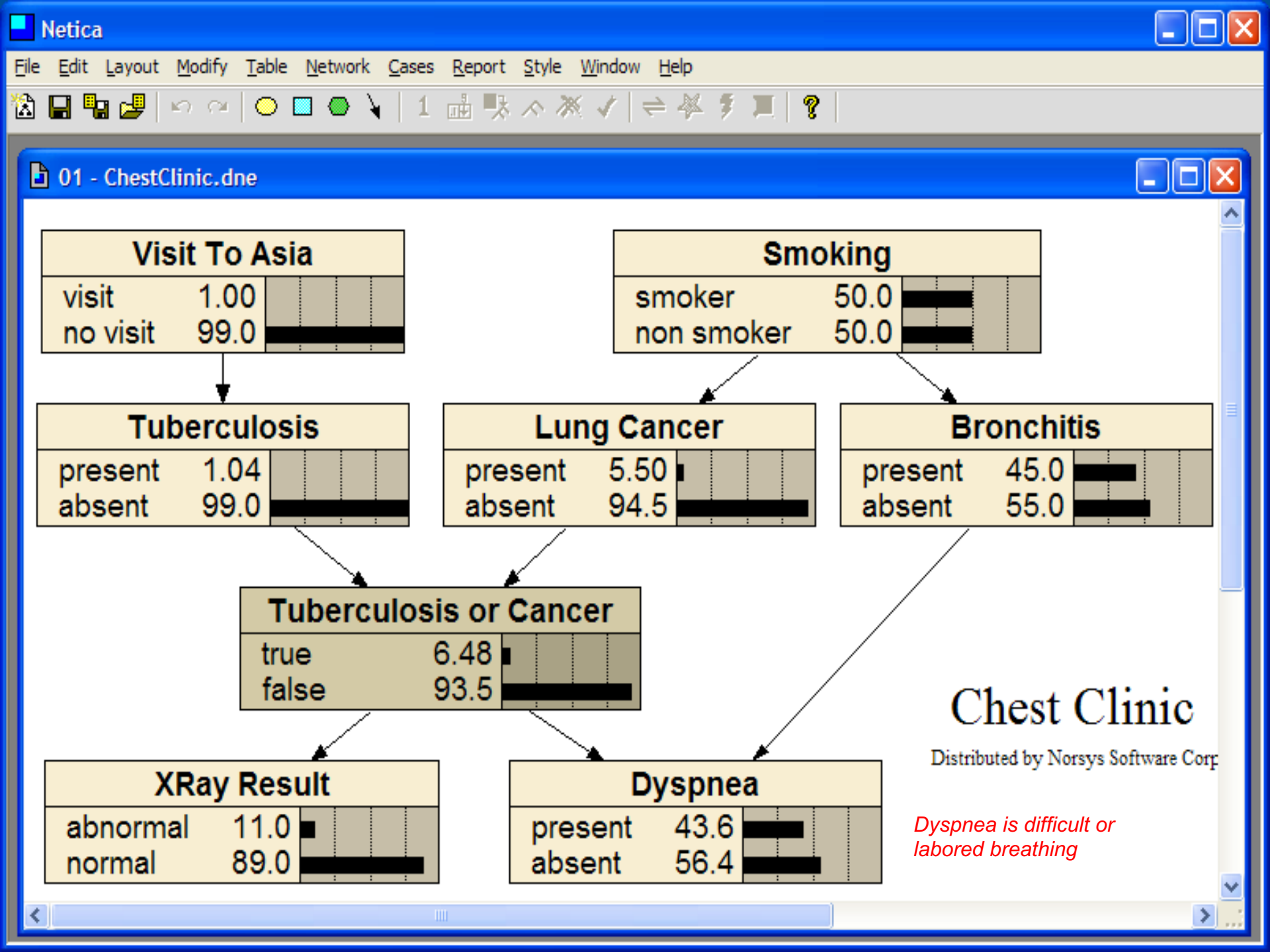
Explaining away



- If we see a **lung tumor**, the probability of **heavy smoking** and of **exposure to toxics** both go up
- If we then observe **heavy smoking**, the probability of **exposure to toxics** goes back down

Some software tools

- [Netica](#): Windows app for working with Bayesian belief networks and influence diagrams
 - Commercial product, free for small networks
 - Includes graphical editor, compiler, inference engine, etc.
 - To run in OS X or Linux you need Wine or Crossover
- [Hugin](#): free demo versions for Linux, Mac, and Windows are available
- [BBN.ipynb](#) based on an ALMA notebook



Predispositions or causes

Visit To Asia	
visit	1.00
no visit	99.0

Smoking	
smoker	50.0
non smoker	50.0

Tuberculosis	
present	1.04
absent	99.0

Lung Cancer	
present	5.50
absent	94.5

Bronchitis	
present	45.0
absent	55.0

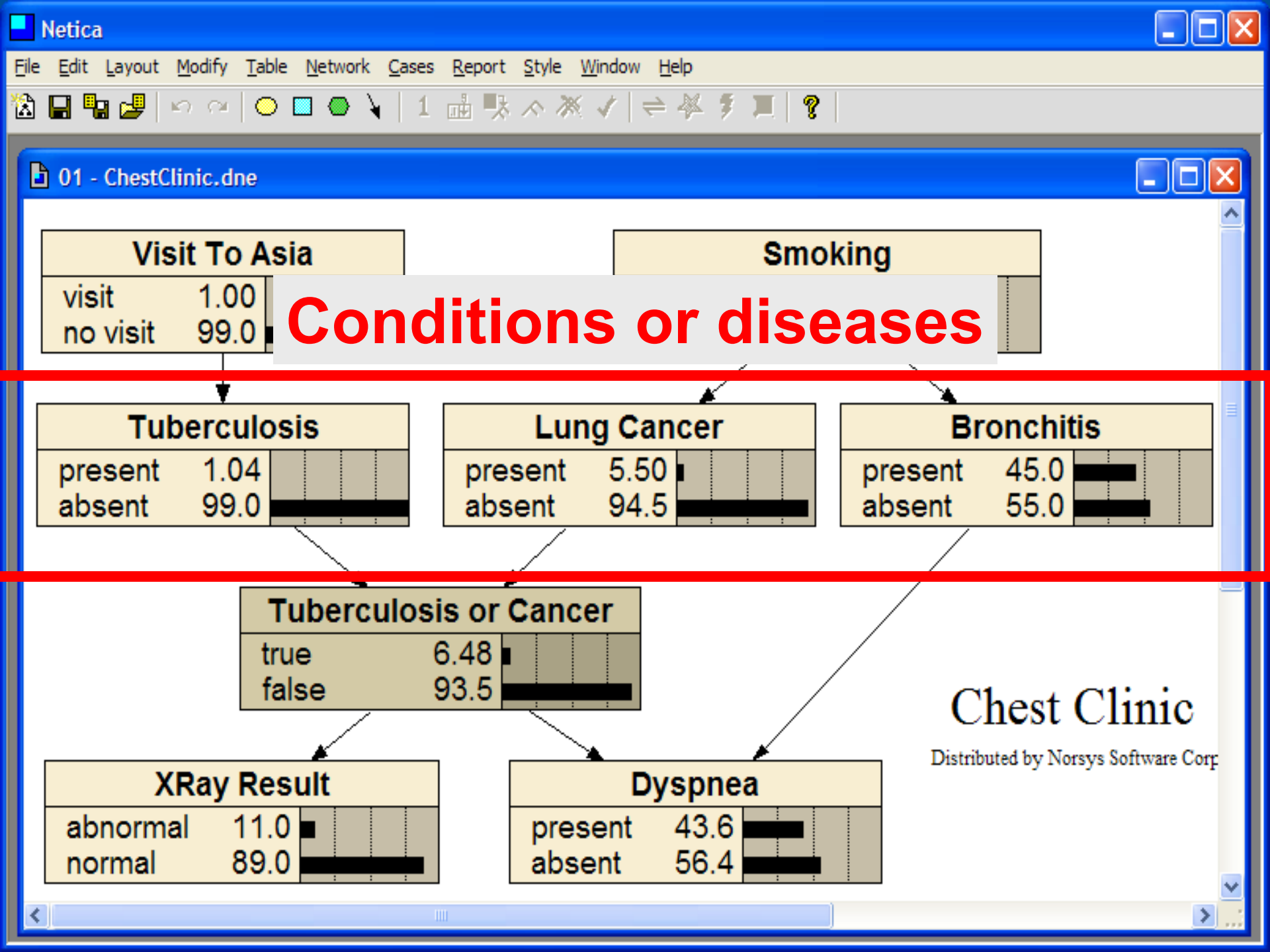
Tuberculosis or Cancer	
true	6.48
false	93.5

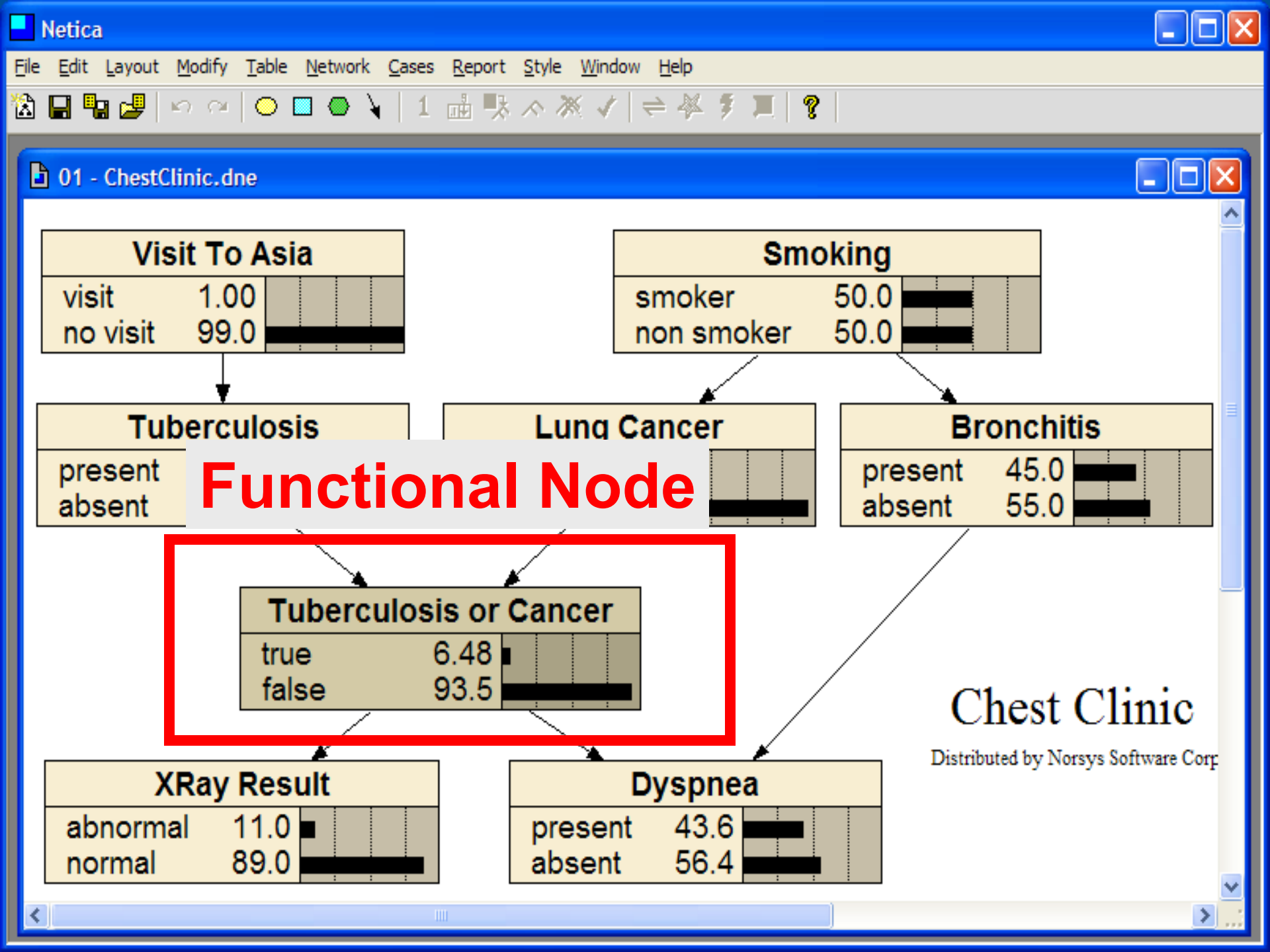
XRay Result	
abnormal	11.0
normal	89.0

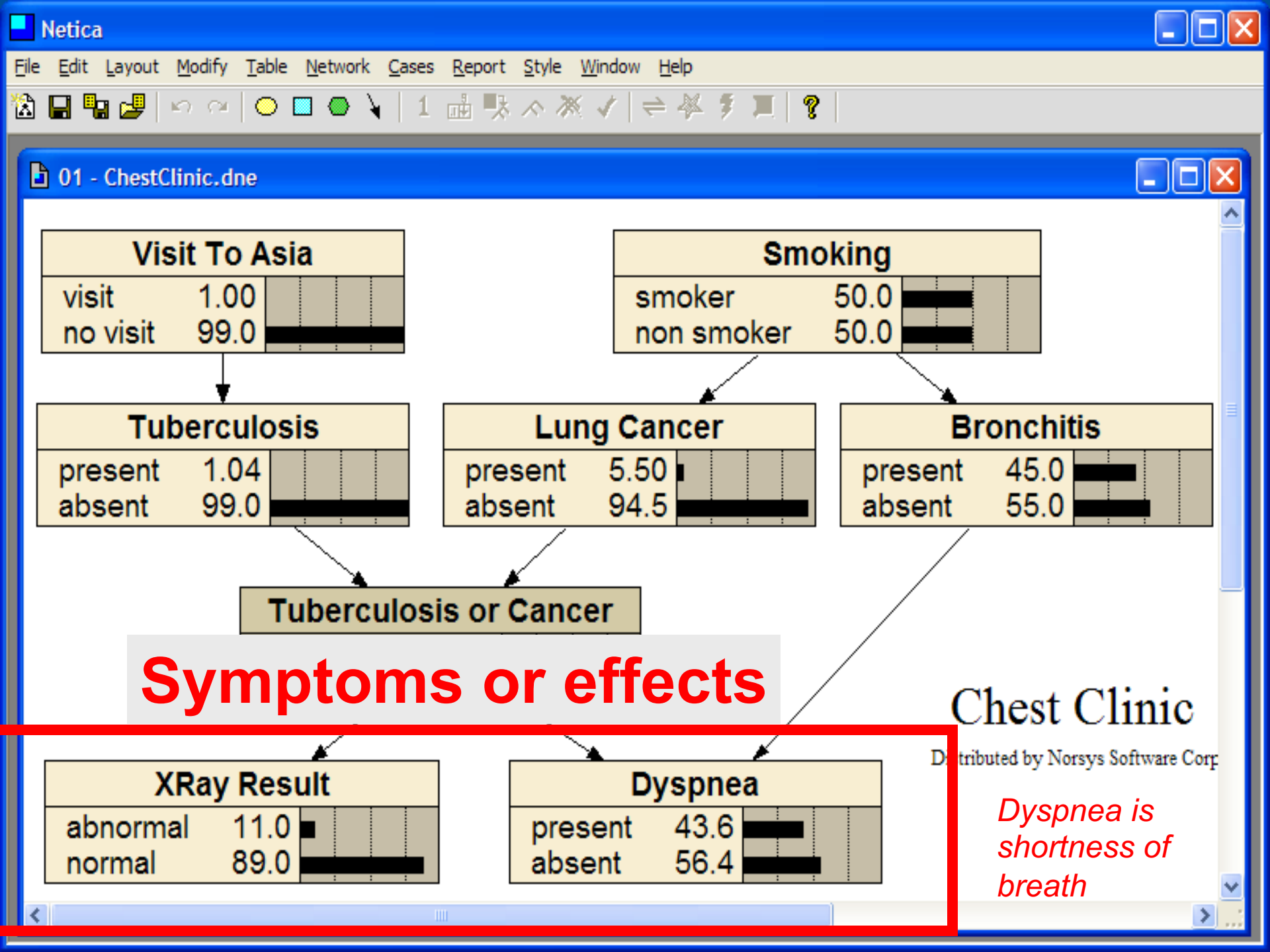
Dyspnea	
present	43.6
absent	56.4

Chest Clinic

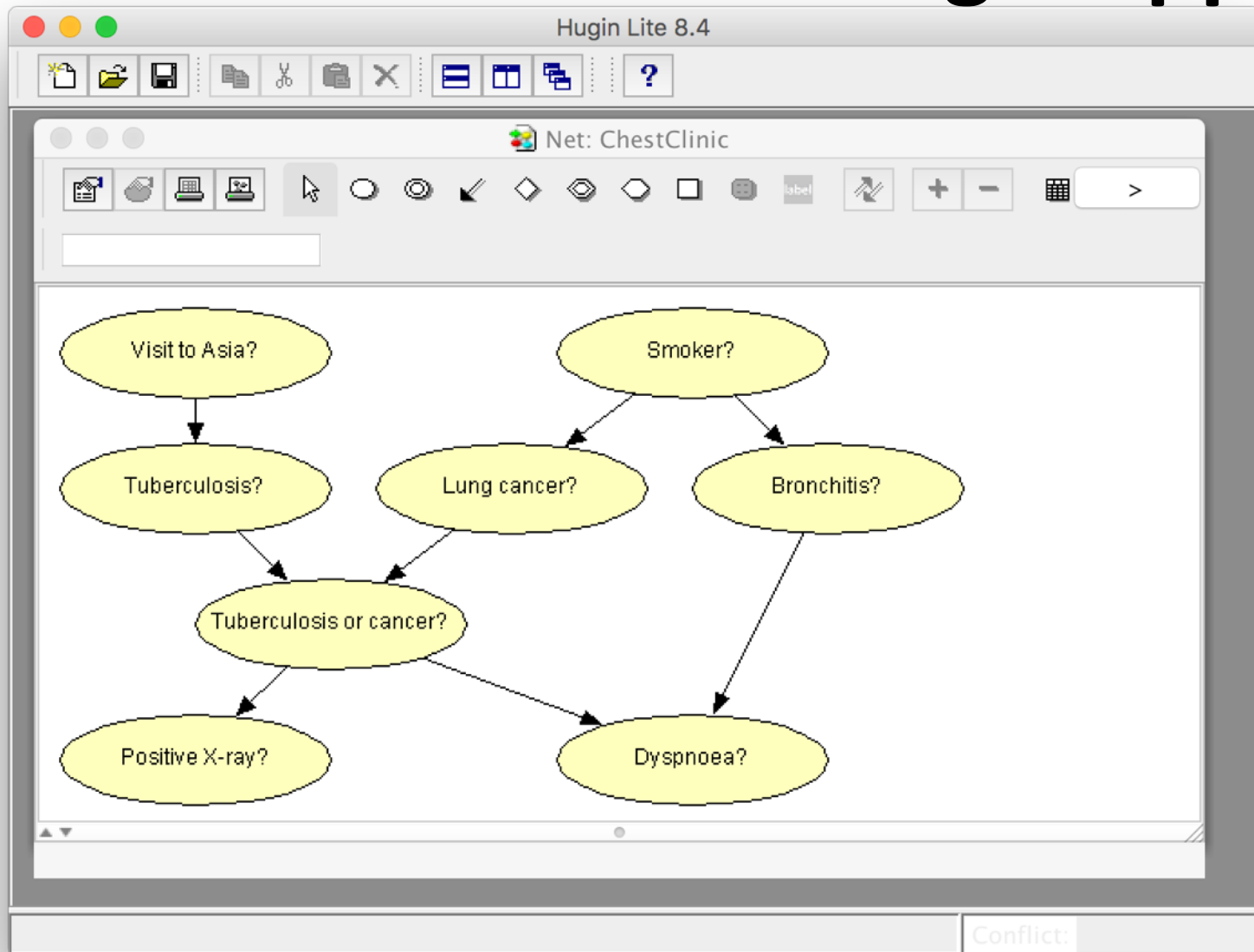
Distributed by Norsys Software Corp







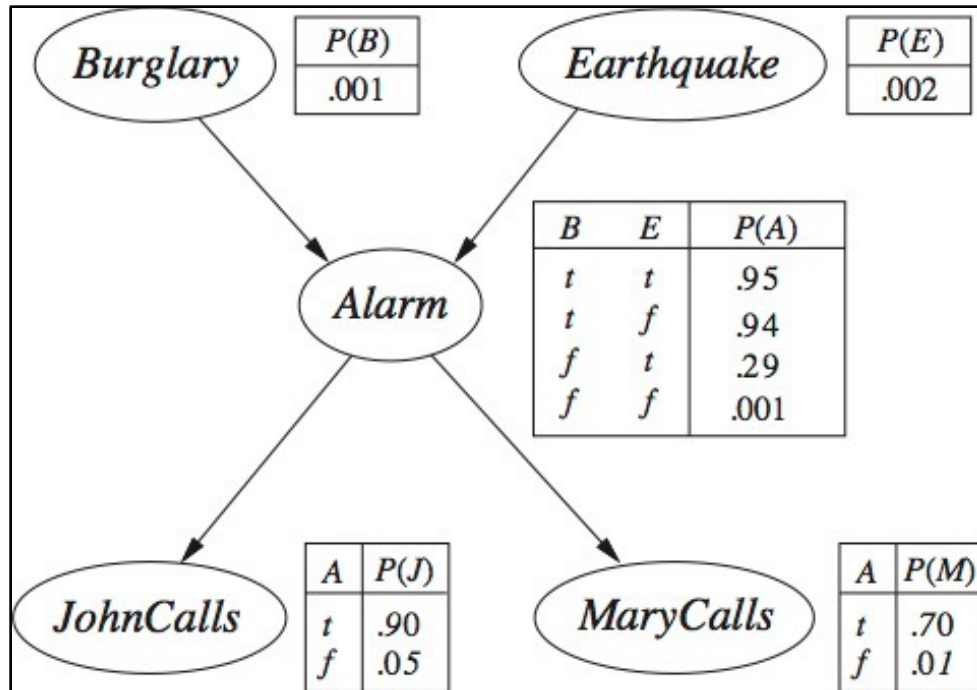
Same BBN model in Hugin app



See the short [HUGIN Tutorial](#) on YouTube

Python Code

See this [AIMA notebook](#) on colab showing how to construct this BBN Network in Python



Judea Pearl example

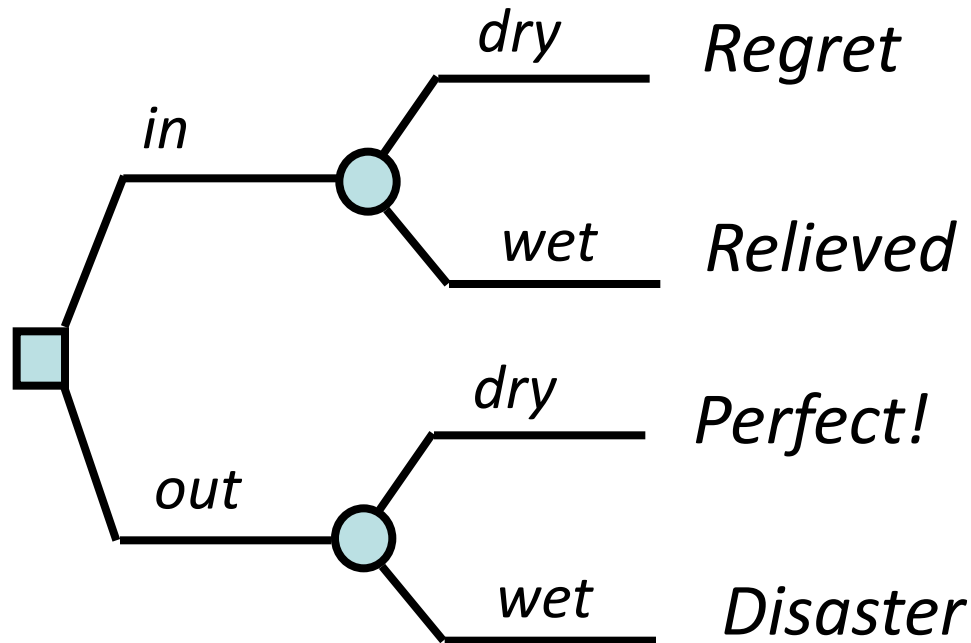
There's a house with a burglar alarm that can be triggered by a burglary or earthquake. If it sounds, one or both neighbors John & Mary, might call the owner to say the alarm is sounding.

Decision making

- A decision in a medical domain might be a choice of treatment (e.g., radiation or chemotherapy)
- Decisions should be made to maximize expected utility
- View decision making in terms of
 - Beliefs/Uncertainties
 - Alternatives/Decisions
 - Objectives/Utilities

Decision Problem

Should I have my party inside or outside?



Value Function

A numerical score over all possible states allows a BBN to be used to make decisions

Location?	Weather?	Value
in	dry	\$50
in	wet	\$60
out	dry	\$100
out	wet	\$0

Using \$ for the value helps our intuition

Decision Making with BBNs

- Today's weather forecast might be either sunny, cloudy or rainy
- Should you take an umbrella when you leave?
- Your decision depends only on the forecast
 - Forecast “depends on” the actual weather
- Your satisfaction depends on your decision and the weather
 - Assign utility measure to each of four situations:
(rain | no rain) x (umbrella, no umbrella)

Decision Making with BBNs

- Extend BBN framework to include two new kinds of nodes: **decision** and **utility**
- **Decision** node computes expected utility of a decision given its parent(s) (e.g., forecast) and a valuation
- **Utility** node computes utility value given its parents, e.g., a decision and weather
 - Assign utility to each situations: (rain | no rain) x (umbrella, no umbrella)
 - Utility value assigned to each is probably subjective



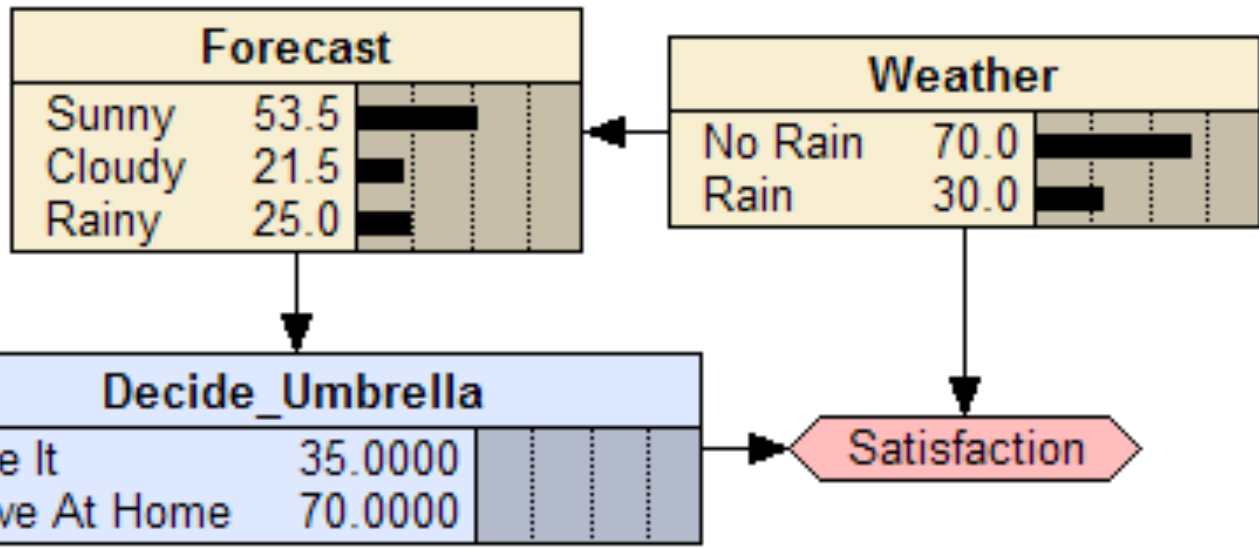
03 - Umbrella.dne

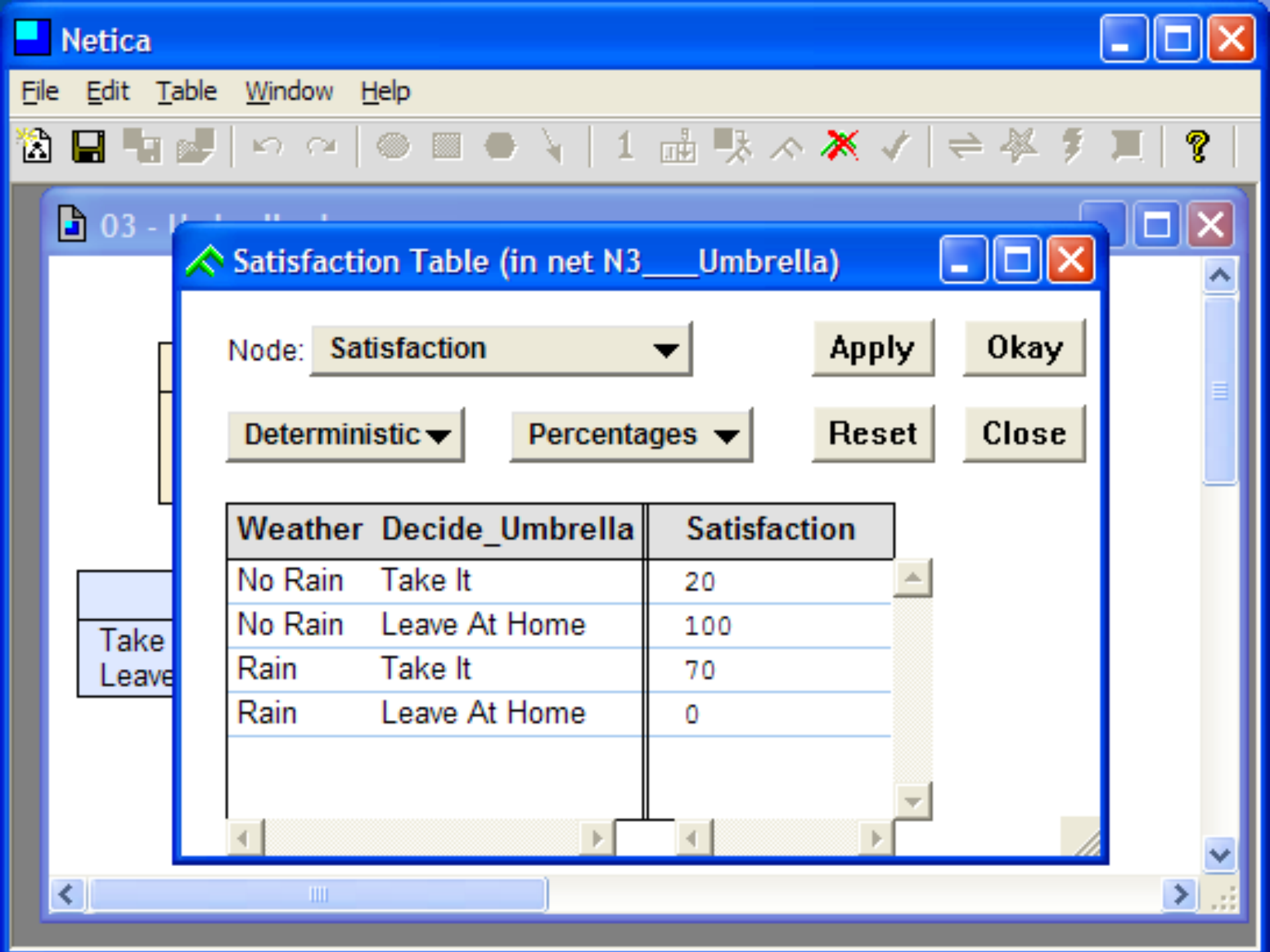
Forecast	
Sunny	53.5
Cloudy	21.5
Rainy	25.0

Weather	
No Rain	70.0
Rain	30.0

Decide_Umbrella	
Take It	35.0000
Leave At Home	70.0000

Satisfaction







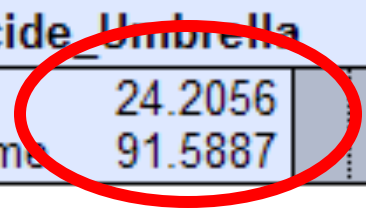
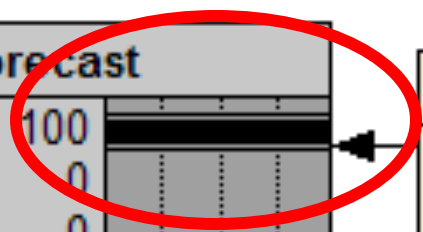
03 - Umbrella.dne

Forecast	
Sunny	100
Cloudy	0
Rainy	0

Weather	
No Rain	91.6
Rain	8.41

Decide_Umbrella	
Take It	24.2056
Leave At Home	91.5887

Satisfaction





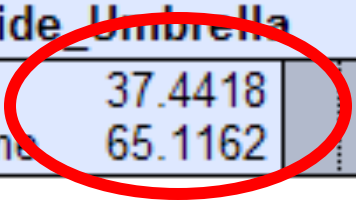
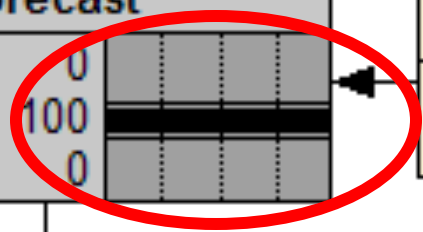
03 - Umbrella.dne

Forecast			
Sunny	0		
Cloudy	100		
Rainy	0		

Weather			
No Rain	65.1		
Rain	34.9		

Decide_Umbrella			
Take It	37.4418		
Leave At Home	65.1162		

Satisfaction





03 - Umbrella.dne

Forecast	
Sunny	0
Cloudy	0
Rainy	100

Weather	
No Rain	28.0
Rain	72.0

Decide_Umbrella	
Take It	56.0000
Leave At Home	28.0000

Satisfaction

